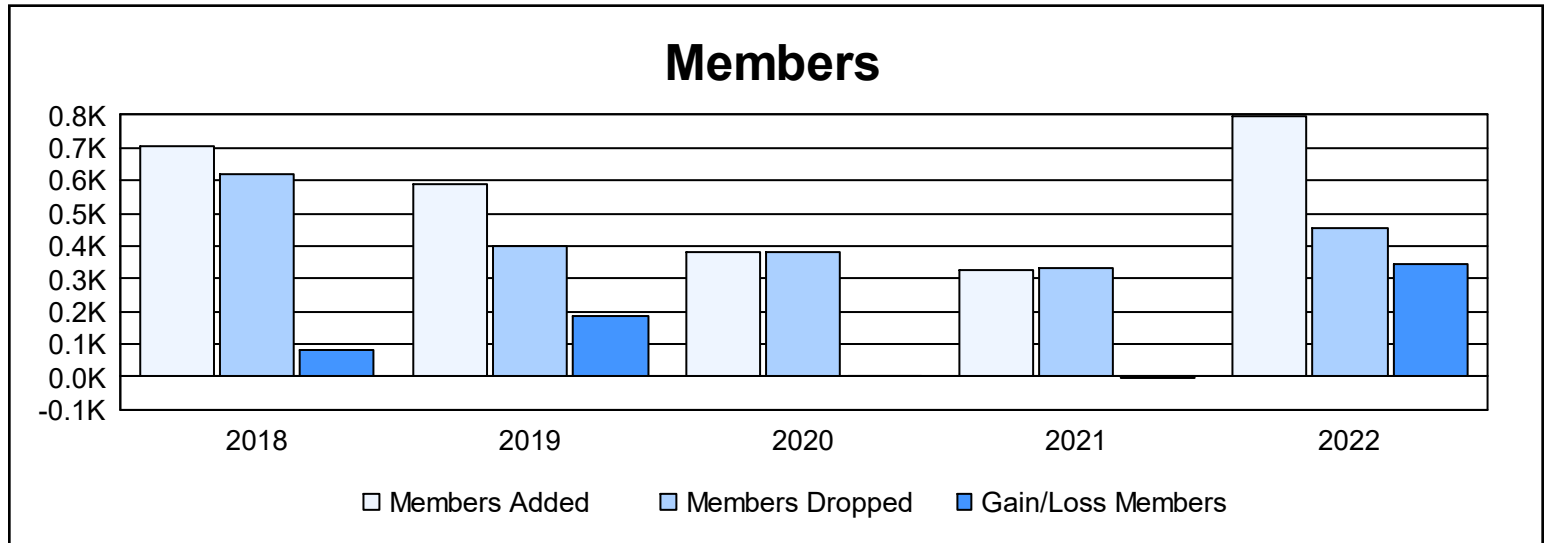
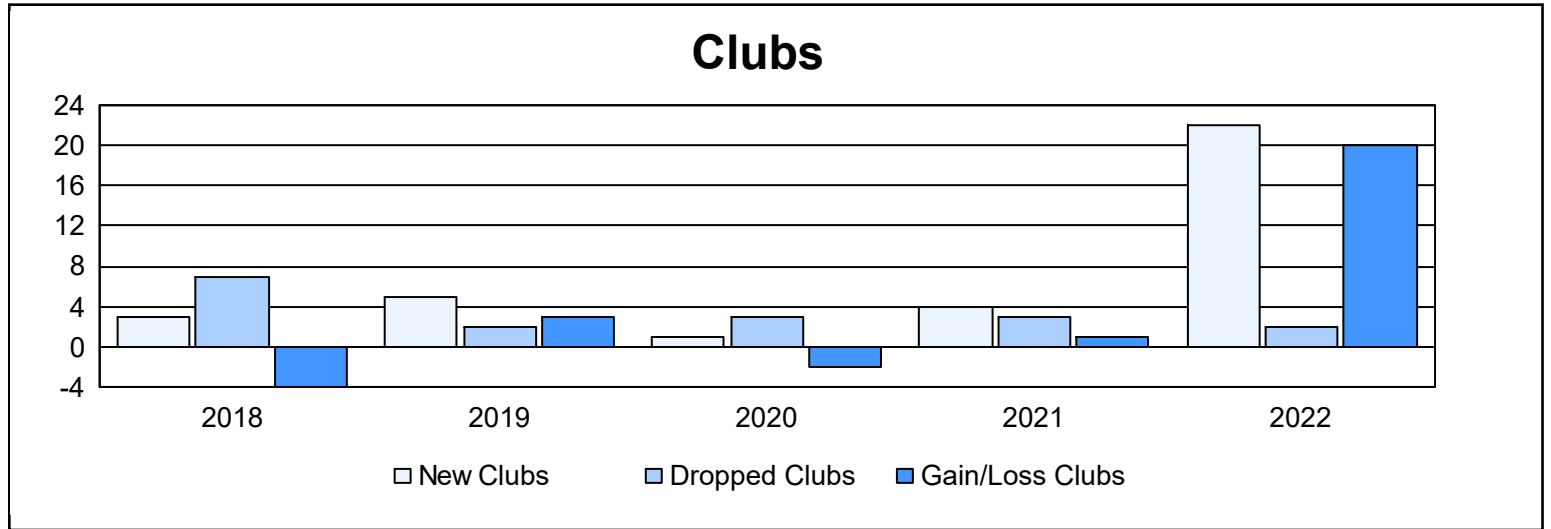
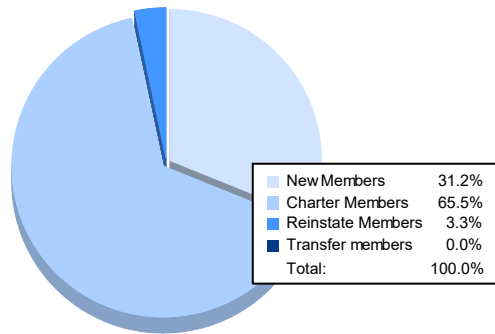


Year	New Clubs	Dropped Clubs	Gain/ Loss Clubs	New Members	Charter Members	Reinstate Members	Transfer Members	Total Member Added	Total Members Dropped	Gain/ Loss Members
2017-2018	3	7	-4	477	212	9	4	702	618	84
2018-2019	5	2	3	383	125	75	3	586	397	189
2019-2020	1	3	-2	329	21	17	15	382	381	1
2020-2021	4	3	1	224	96	4	4	328	333	-5
2021-2022	22	2	20	248	521	26	0	795	453	342
<b>Average</b>	<b>7</b>	<b>3</b>	<b>4</b>	<b>332</b>	<b>195</b>	<b>26</b>	<b>5</b>	<b>559</b>	<b>436</b>	<b>122</b>



### Membership Composition June 2022 Cumulative



### Gender Composition June 2022 Cumulative

